

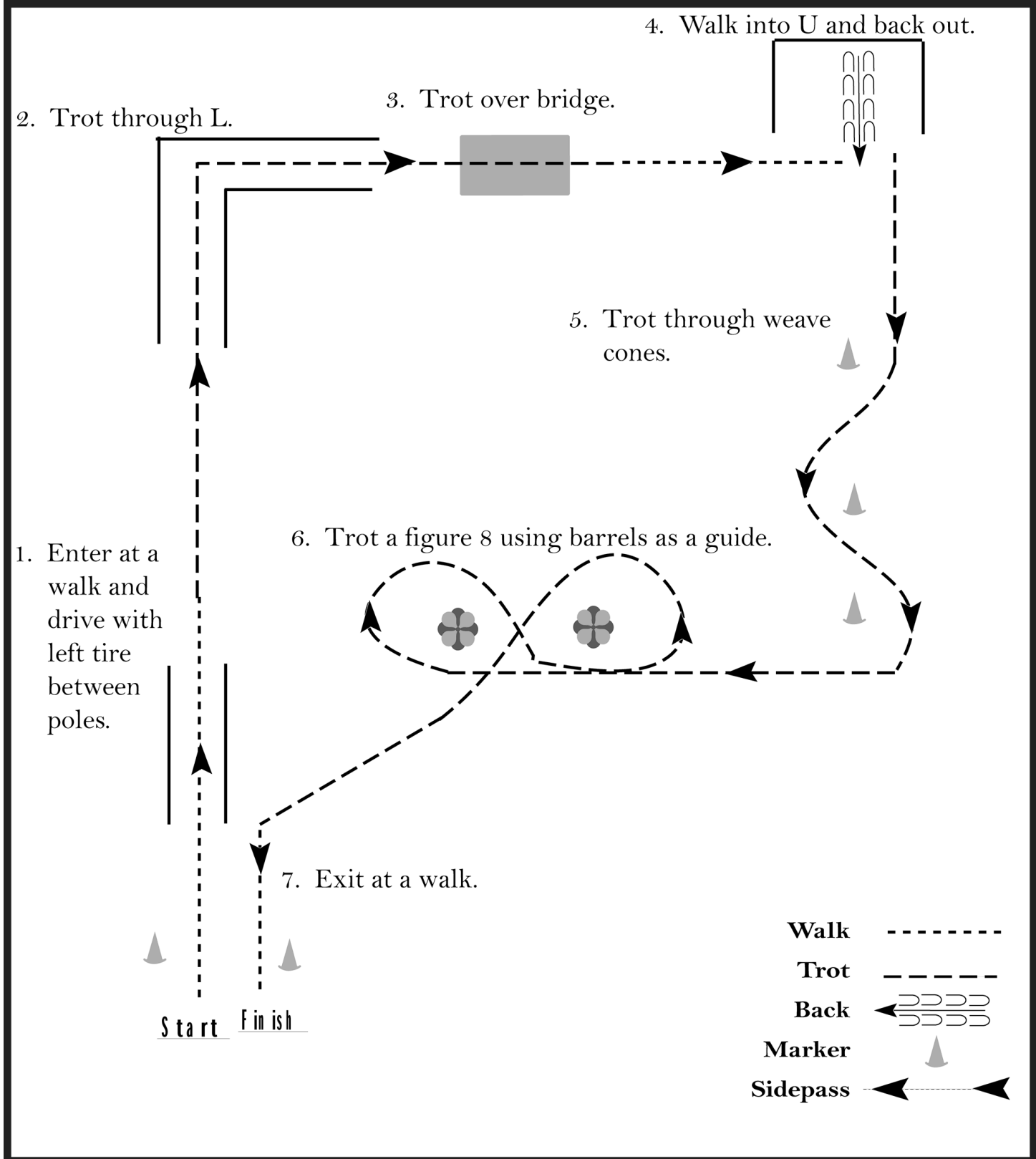
Open 4-H Benefit Horse Show

Miniature Horse, Obstacle Driving (All Ages)

Show Date: 11-13-2022

www.HorseShowPatterns.com

www.HorseShowPatterns.com



[MHP/DO-5]

Pattern Provided by:

Pass Pioneers 4-H Club

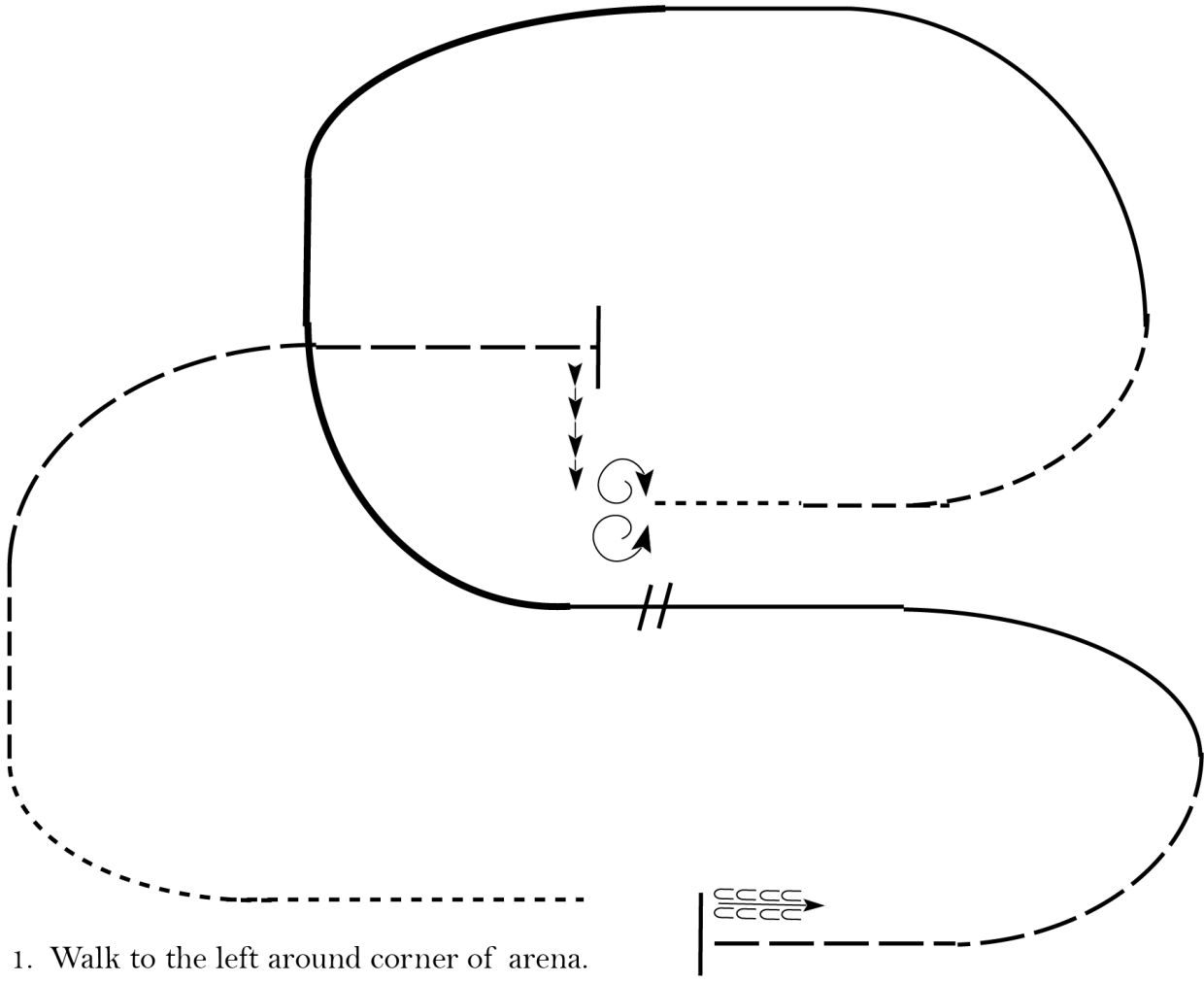
Open 4-H Benefit Horse Show

Ranch Riding, 3 gaits (All Ages, Non Pro)

Show Date: 11-13-2022

w w w . H o r s e S h o w P a t t e r n s . c o m

w w w . H o r s e S h o w P a t t e r n s . c o m



1. Walk to the left around corner of arena.
2. Trot
3. Extend alongside of the arena and around the corner to center.
4. Stop, side pass right
5. 360 degree turn each direction (either way 1st)
6. Walk.
7. Trot.
8. Lope left lead
9. Extend the lope
10. Change leads (simple or flying)
11. Collect to the lope
12. Extend trot
13. Stop and back

Walk	-----
Jog	- - - - -
Extended Jog	— — — — —
Lope	
Lead Change	
Back	← C C C C C
Marker	(B)

[RR/3]

Pattern Provided by:
Pass Pioneers 4-H Club

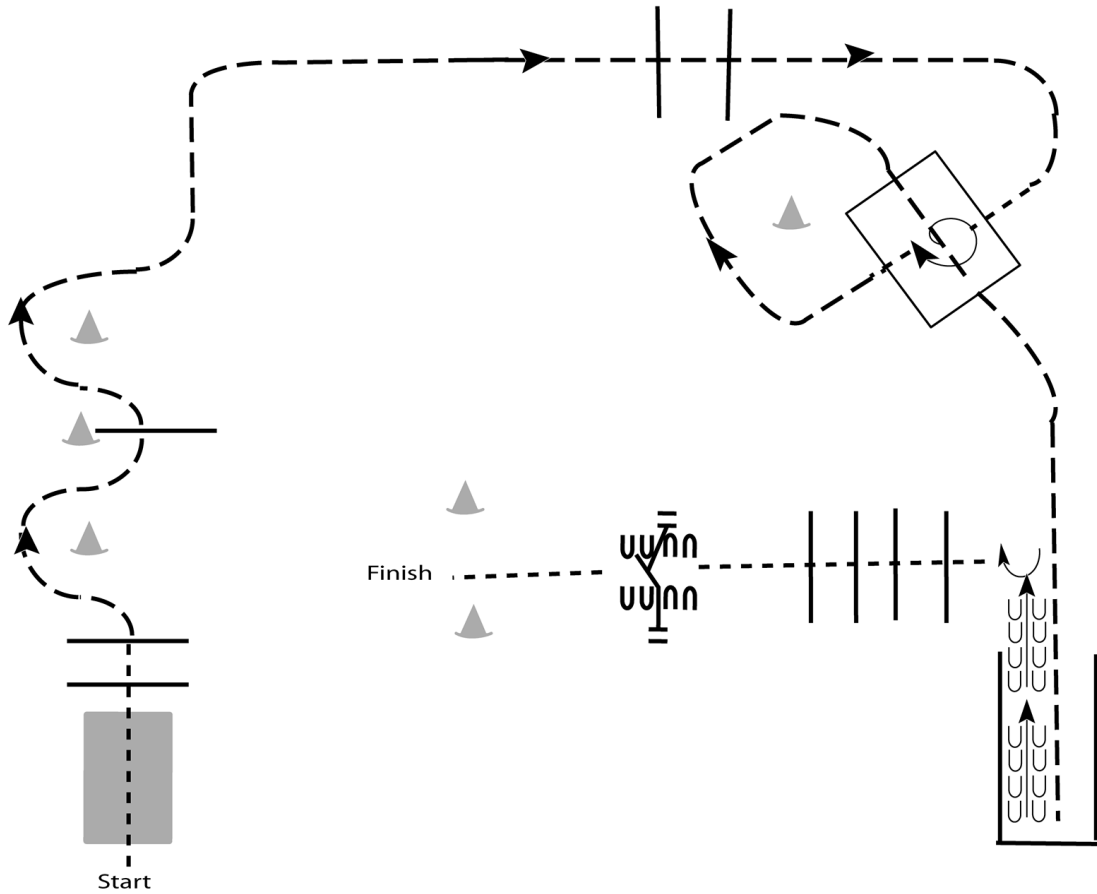
Open 4-H Benefit Horse Show

Miniature Horse, Trail (All Ages)

Show Date: 11-13-2022

www.HorseShowPatterns.com

www.HorseShowPatterns.com



1. Walk over bridge and over poles.
2. Jog through serpentine and over pole.
3. Continue to jog over poles.
4. Break to a walk and walk into box. Turn a full turn to the right and walk out of box.
5. Jog through box and into chute
6. Back out of chute
7. Turn 90 degrees and walk over poles to gate
8. Work gate and walk to finish

Walk	-----
Jog	-----
Extended Jog	-----
Lope	—————
Leg Yield	
Lead Change	—/—
Back	←←←←←
Marker	Ⓚ
Sidepass	←-----→

[T/1-6]

Pattern Provided by:

Pass Pioneers 4-H Club

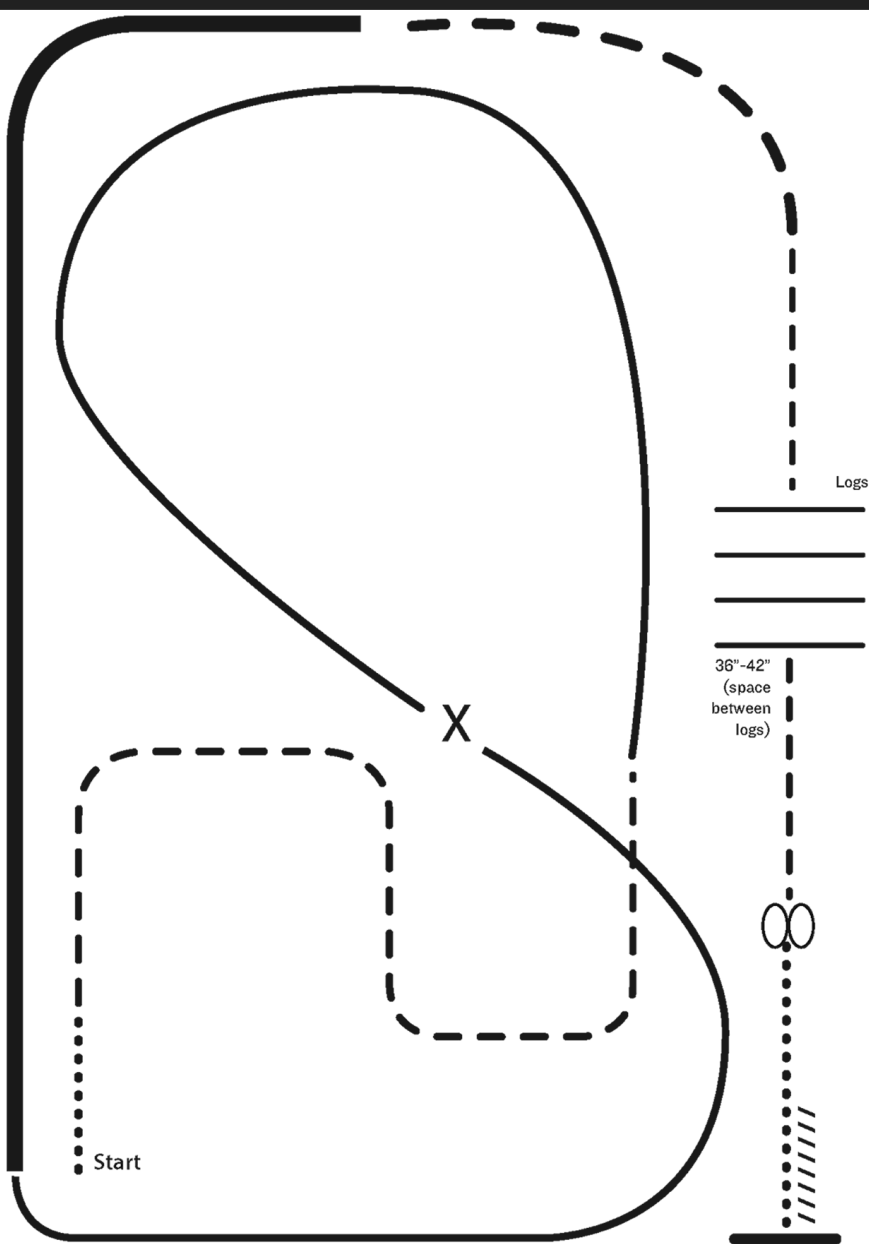
Open 4-H Benefit Horse Show

Ranch Riding, Open

Show Date: 11-13-2022

www.HorseShowPatterns.com

www.HorseShowPatterns.com



- X Lead Change
- Walk
- - - Trot
- - - Ext trot
- — — Lope
- — — Ext Lope
- /////// Back

1. Walk
2. Trot serpentine
3. Lope left lead around the end of the arena and then diagonally across the arena
4. Change leads (simple or flying) and
5. Lope on the right lead around end of the arena
6. Extend lope on the straight away and around corner to the center of the arena
7. Extend trot around corner of the arena
8. Collect to a trot
9. Trot over logs
10. Stop, do 360 degree turn each direction (either direction 1st) (L-R or R-L)
11. Walk, stop and back

[RR/AQHA-3]

Pattern Provided by:

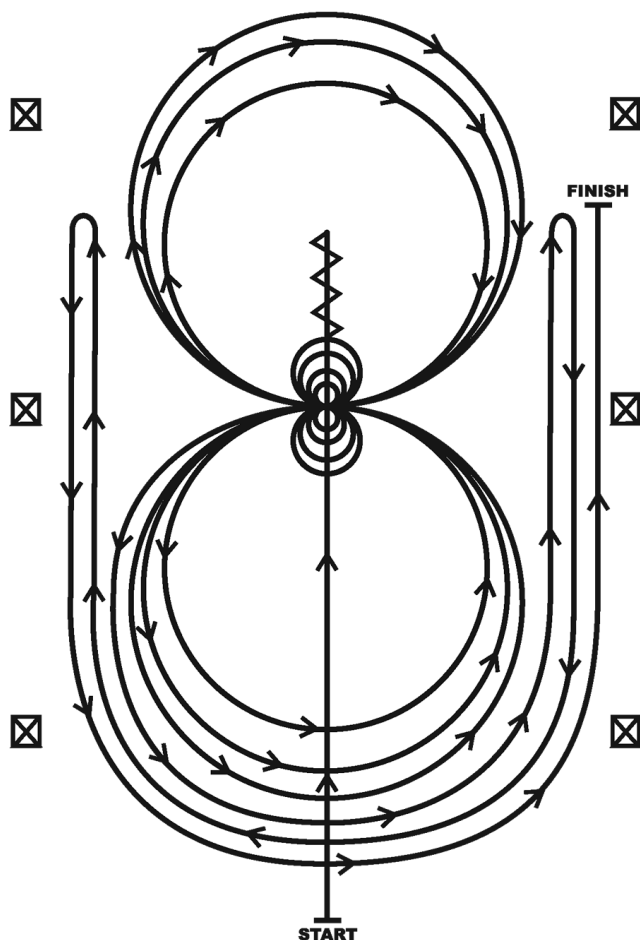
Pass Pioneers 4-H Club

Open 4-H Benefit Horse Show

Ranch Reining, Open

Show Date: 11-13-2022

REINING PATTERN 12



1. Run past the center marker and do a sliding stop. Back up to the center of the arena or at least 10 feet (3 meters). Hesitate.
2. Complete four spins to the right. Hesitate.
3. Complete four and one-quarter spins to the left so that the horse is facing the left wall or fence. Hesitate.
4. Beginning on the left lead, complete three circles to the left: the first two circles large and fast; the third circle small and slow. Change leads at the center of the arena.
5. Complete three circles to the right: the first two circles large and fast; the third circle small and slow. Change leads at the center for the arena.
6. Begin a large circle to the left but do not close this circle. Run up the right side of the arena past the center marker and do a right rollback at least 20 feet (6 meters) from the wall or fence-no hesitation.
7. Continue back around previous circle but do not close this circle. Run up the left side of the arena and past the center marker and do a left rollback at least 20 feet (6 meters) from the wall or fence-no hesitation.
8. Continue back around previous circle but do not close this circle. Run up the right side of the arena past the center marker and do a sliding stop at least 20 feet (6 meters) from the wall or fence. Hesitate to demonstrate completion of pattern.

[R/AQHAP-12]

Pattern Provided by:

Pass Pioneers 4-H Club

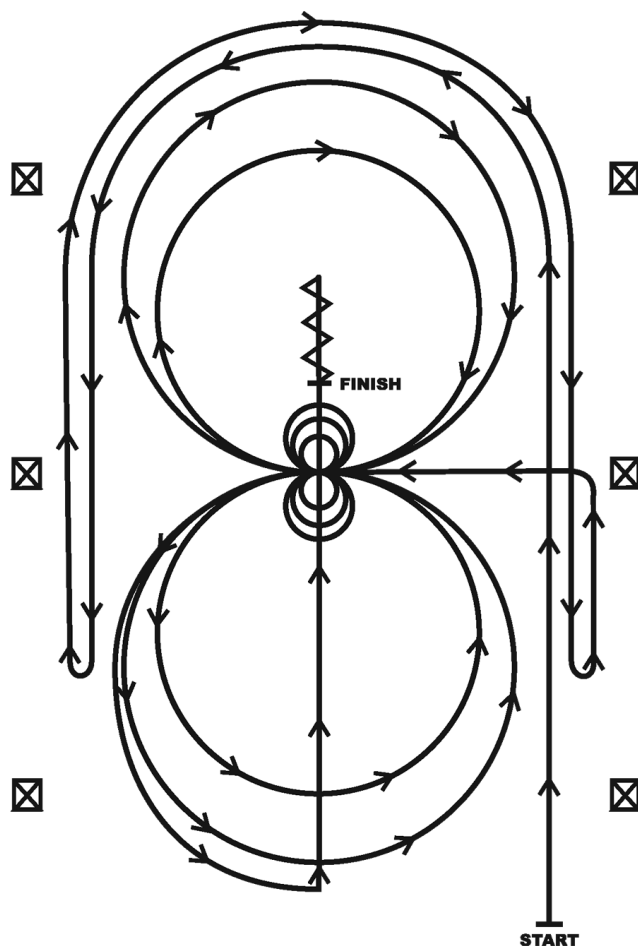
Open 4-H Benefit Horse Show

Ranch Reining, 3 gaits (All Ages, Non Pro)

Show Date: 11-13-2022

REINING PATTERN B

Approved only for Level I Youth & Amateur, Youth I3 & Under



1. Beginning, lope straight up the right side of the arena, circle the top of the arena run straight down the opposite or left side of the arena past the center mark and do a right rollback—no hesitation.
2. Continue straight up the left side of the arena circle back around the top of the arena run straight down the right side of the arena past the center marker and do a left rollback—no hesitation.
3. Continue up the right side of the arena to the center marker, at the center marker the horse should be on the left lead and complete two circles to the left, one large fast and one small slow. Stop at center.
4. Complete three spins to the left. Hesitate.
5. Complete two circles to the right, one large fast and one small slow. Stop at center.
6. Complete three spins to the right. Hesitate.
7. Begin a large circle to the left, do not close the circle. Continue up the center of the arena past the center marker and do a sliding stop. 8. Back up at least ten feet. Hesitate to demonstrate completion of the pattern. See the Judges' Guide for a summary of other allowances made in the Handbook.

[R/AQHAP-B]

Pattern Provided by:

Pass Pioneers 4-H Club

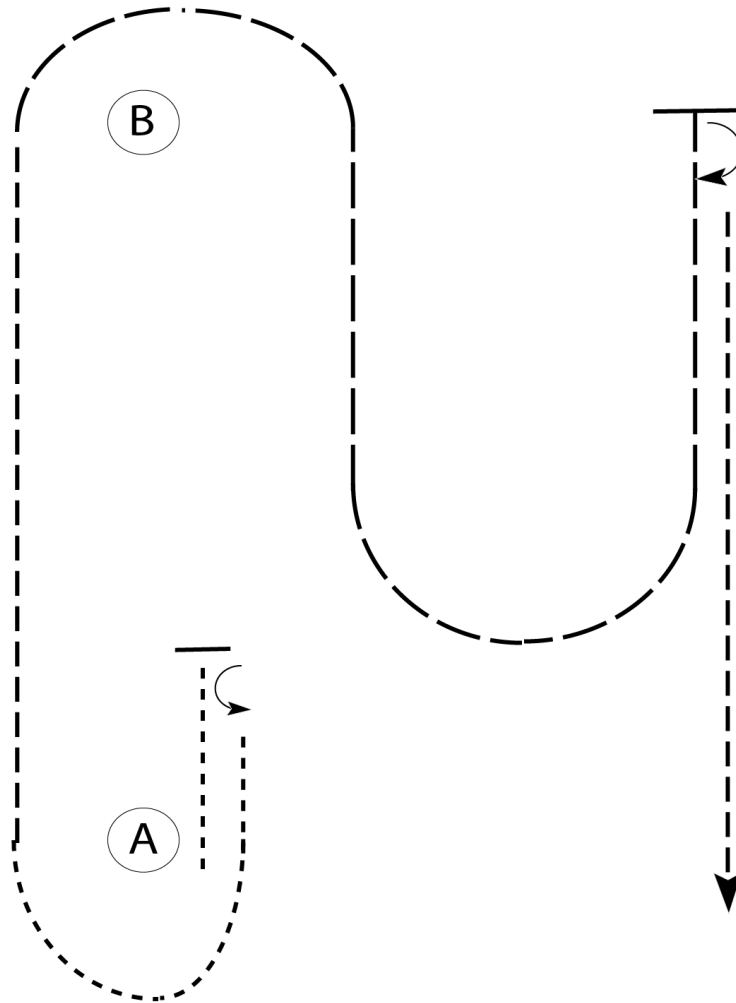
Open 4-H Benefit Horse Show

Ranch Riding, Walk Trot (All Ages)

Show Date: 11-13-2022

w w w . H o r s e S h o w P a t t e r n s . c o m

w w w . H o r s e S h o w P a t t e r n s . c o m



Be ready at A.

1. Walk approximately two horse lengths forward.
Stop and perform a 1/2 turn left.
2. Walk to and around A.
3. Jog to B.
4. Extend the jog as shown until even with B.
until even with B.
5. Stop and perform a 180 degree turn to the
right and jog to finish.

Walk	-----
Jog	- - - - -
Extended Jog	— — — —
Lope	
Lead Change	— / —
Back	← ← ← ←
Marker	ⓑ

[WH/WT-118]

Pattern Provided by:

Pass Pioneers 4-H Club

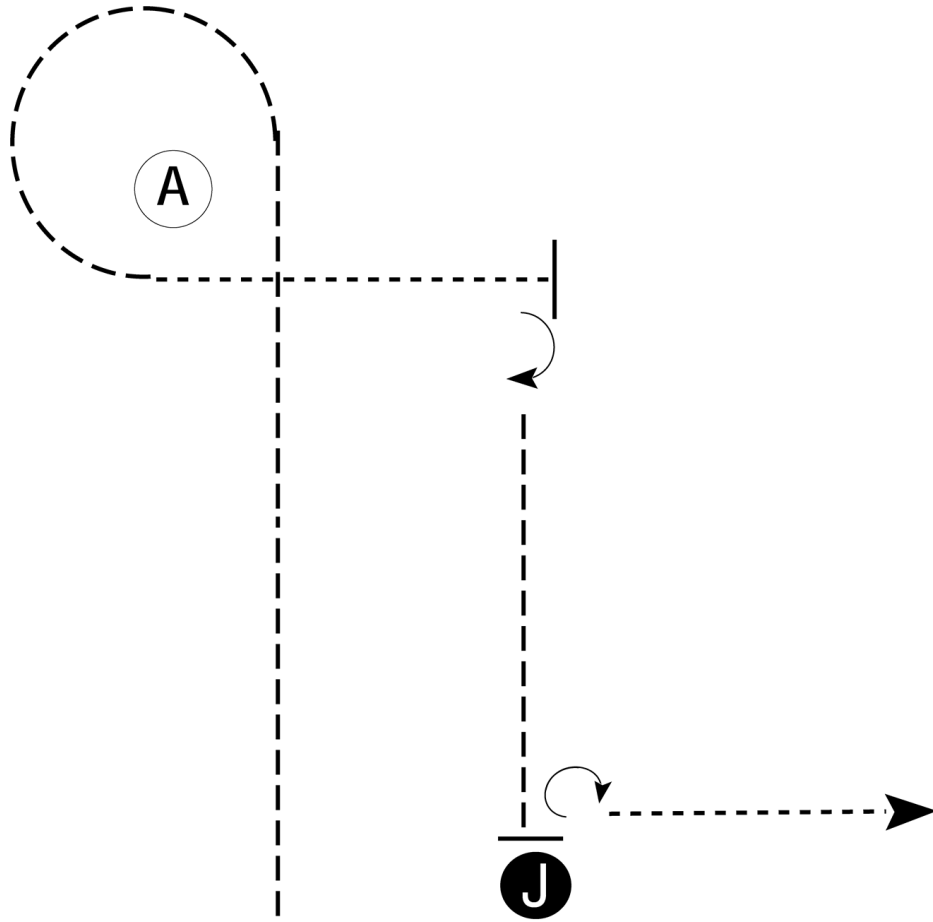
Open 4-H Benefit Horse Show

Miniature Horse, Showmanship (All Ages)

Show Date: 11-13-2022

w w w . H o r s e S h o w P a t t e r n s . c o m

w w w . H o r s e S h o w P a t t e r n s . c o m



Be ready even with judge.

1. Trot to and around A.
2. Walk from A until even with judge.
3. Stop and perform a 90 degree turn.
4. Trot to judge.
5. Stop and set up for inspection.
6. When dismissed, perform a 270 degree turn.
7. Walk straight away from judge.

Follow the instructions of your ring steward.

Walk	-----
Trot	- - - - -
Back	← ⊃ ⊃ ⊃ ⊃
Marker	Ⓟ
Judge	Ⓝ

[S/1-76]

Pattern Provided by:

Pass Pioneers 4-H Club