

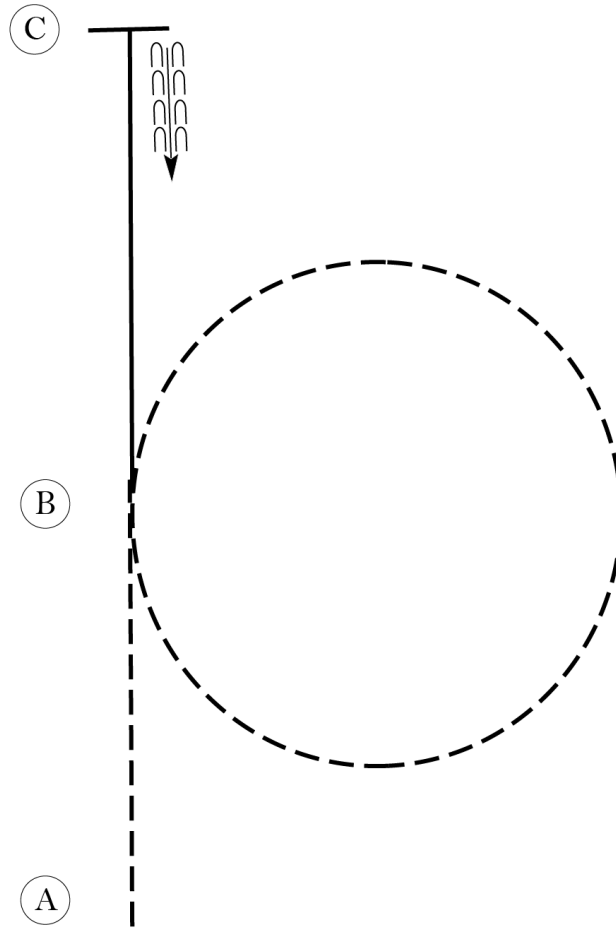
Open 4-H Benefit Horse Show

English Equitation, 3 gaits (17 & Under)

Show Date: 11-12-2022

w w w . H o r s e S h o w P a t t e r n s . c o m

w w w . H o r s e S h o w P a t t e r n s . c o m



Be ready before A.

1. Sitting trot A to B.
2. At B, posting trot circle to the right on proper diagonal.
3. At B, canter on the left lead to C.
4. Stop at C and back approximately one horse length.

Walk	-----
Trot	- - - - -
Extended Trot	— — — — —
Canter	—————
Leg Yield	
Lead Change	↘ ↙
Back	← ← ← ← ←
Marker	⊙
Sidepass	← — — — — →
Hand Gallop	— — — — —

[HSE/1-2]

Pattern Provided by:

Pass Pioneers 4-H Club

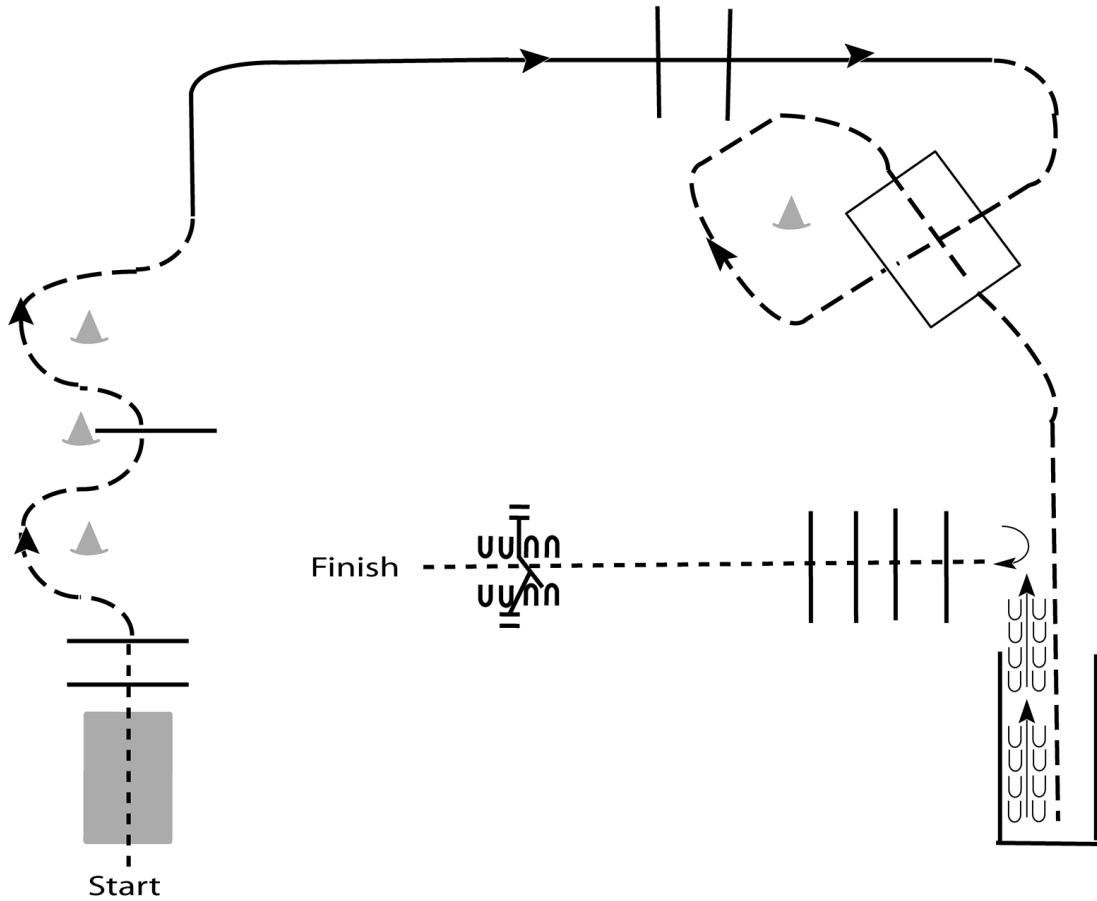
Open 4-H Benefit Horse Show

Western Trail, 3 gaits (All Ages)

Show Date: 11-12-2022

www.HorseShowPatterns.com

www.HorseShowPatterns.com



Be ready at start.

1. Walk over bridge and over poles.
2. Jog through serpentine and over pole.
3. Lope on the right lead over poles.
4. Jog through box and into chute.
5. Back out of chute.
6. Turn 90 degrees and walk over elevated poles.
7. Work gate with left hand.

Walk	-----
Jog	- - - - -
Extended Jog	- - - - -
Lope	—————
Leg Yield	
Lead Change	— / —
Back	← ← ← ← ←
Marker	Ⓚ
Sidepass	← ——— →

[T/1-6]

Pattern Provided by:

Pass Pioneers 4-H Club

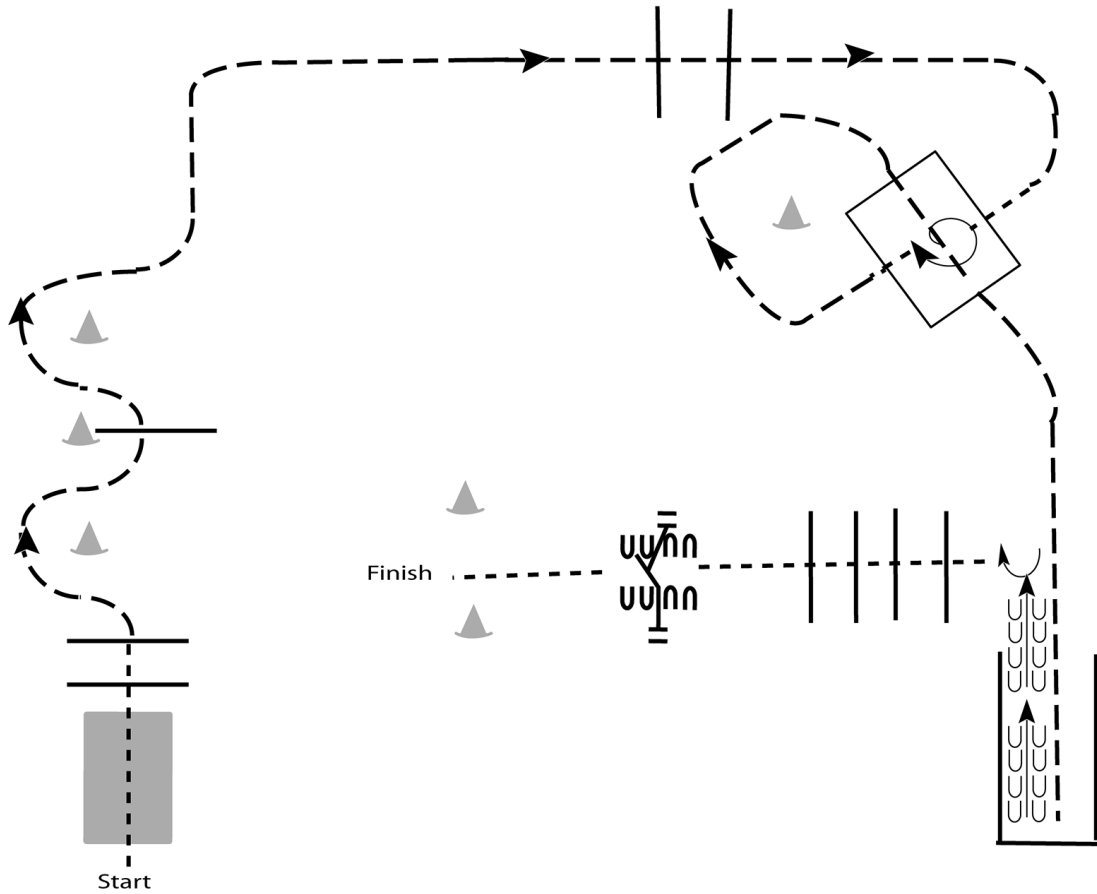
Open 4-H Benefit Horse Show

Leadline Trail (All Walking)

Show Date: 11-12-2022

www.HorseShowPatterns.com

www.HorseShowPatterns.com



1. Walk over bridge and over poles.
2. Jog through serpentine and over pole.
3. Continue to jog over poles.
4. Break to a walk and walk into box. Turn a full turn to the right and walk out of box.
5. Jog through box and into chute
6. Back out of chute
7. Turn 90 degrees and walk over poles to gate
8. Work gate and walk to finish

Walk	-----
Jog	-----
Extended Jog	-----
Lope	—————
Leg Yield	
Lead Change	—/—
Back	←←←←←
Marker	Ⓚ
Sidepass	←-----→

[T/1-6]

Pattern Provided by:

Pass Pioneers 4-H Club

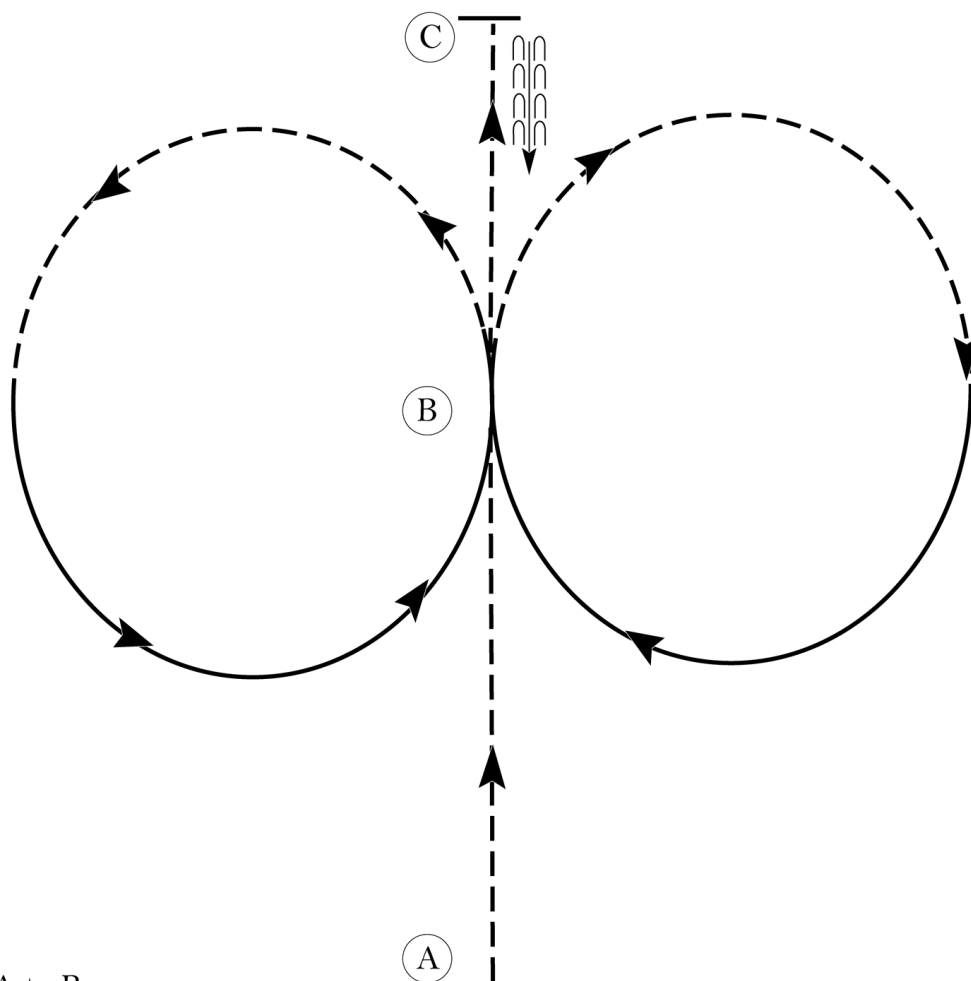
Open 4-H Benefit Horse Show

English Equitation, 3 gaits (18 & over)

Show Date: 11-12-2022

w w w . H o r s e S h o w P a t t e r n s . c o m

w w w . H o r s e S h o w P a t t e r n s . c o m



1. Sitting trot A to B
2. At B posting trot on the left diagonal in a half circle.
3. Canter on the right lead back to B. .
4. Posting trot on the right diagonal in a half circle.
5. Canter on the left lead back to B.
6. Sitting trot to C.
7. Stop at C and back approximately one horse length.

Exit at a sitting trot.

Walk	-----
Trot	- - - - -
Extended Trot	-----
Canter	—————
Leg Yield	
Lead Change	↘ ↙
Back	← ← ← ← ←
Marker	⊙ B
Sidepass	← - - - - ←
Hand Gallop	———

[HSE/2-21]

Pattern Provided by:
Pass Pioneers 4-H Club

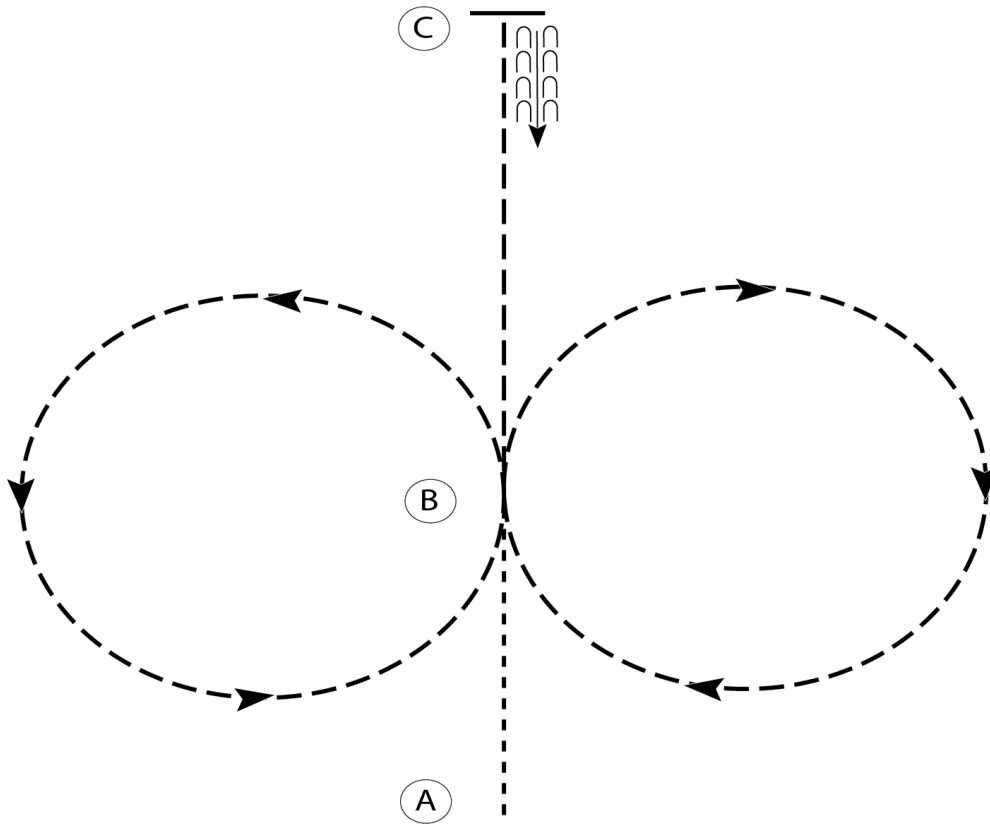
Open 4-H Benefit Horse Show

English Equitation, Walk/Trot (All Ages)

Show Date: 11-12-2022

w w w . H o r s e S h o w P a t t e r n s . c o m

w w w . H o r s e S h o w P a t t e r n s . c o m



1. Walk A to B.
2. At B posting trot a circle to the right on the proper diagonal.
3. At B posting trot a circle to the left on the proper diagonal.
4. At B sitting trot to C.
5. At C stop and back approximately one horse length.

Walk	-----
Trot	- - - - -
Extended Trot	— — — — —
Canter	—————
Leg Yield	
Lead Change	— / —
Back	← ← ← ← ←
Marker	(B)
Sidepass	← — — — — →
Hand Gallop	— — — — —

[HSE/WT-5]

Pattern Provided by:

Pass Pioneers 4-H Club

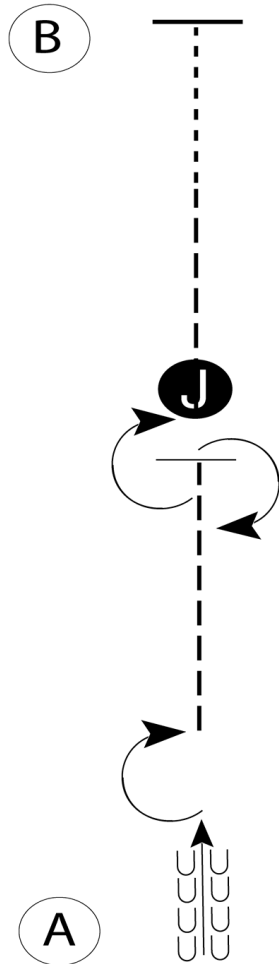
Open 4-H Benefit Horse Show

English and Western Showmanship (18 & over)

Show Date: 11-12-2022

w w w . H o r s e S h o w P a t t e r n s . c o m

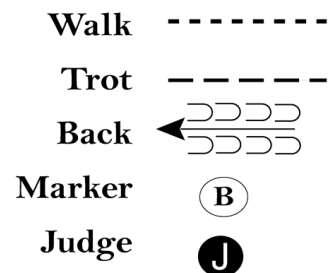
w w w . H o r s e S h o w P a t t e r n s . c o m



Be ready at A facing away from the Judge.

1. When acknowledged, back approximately one horse length.
2. Perform a 180 degree turn. Trot to the Judge.
3. Stop and perform a 180 degree turn. Set up for inspection.
4. When dismissed, judge will move out of your path. Perform a 180 degree turn.
5. Trot half way to B. Break to a walk and walk to B.
6. Stop at B.

Follow the instructions of your ring steward.



[S/2-31]

Pattern Provided by:

Pass Pioneers 4-H Club

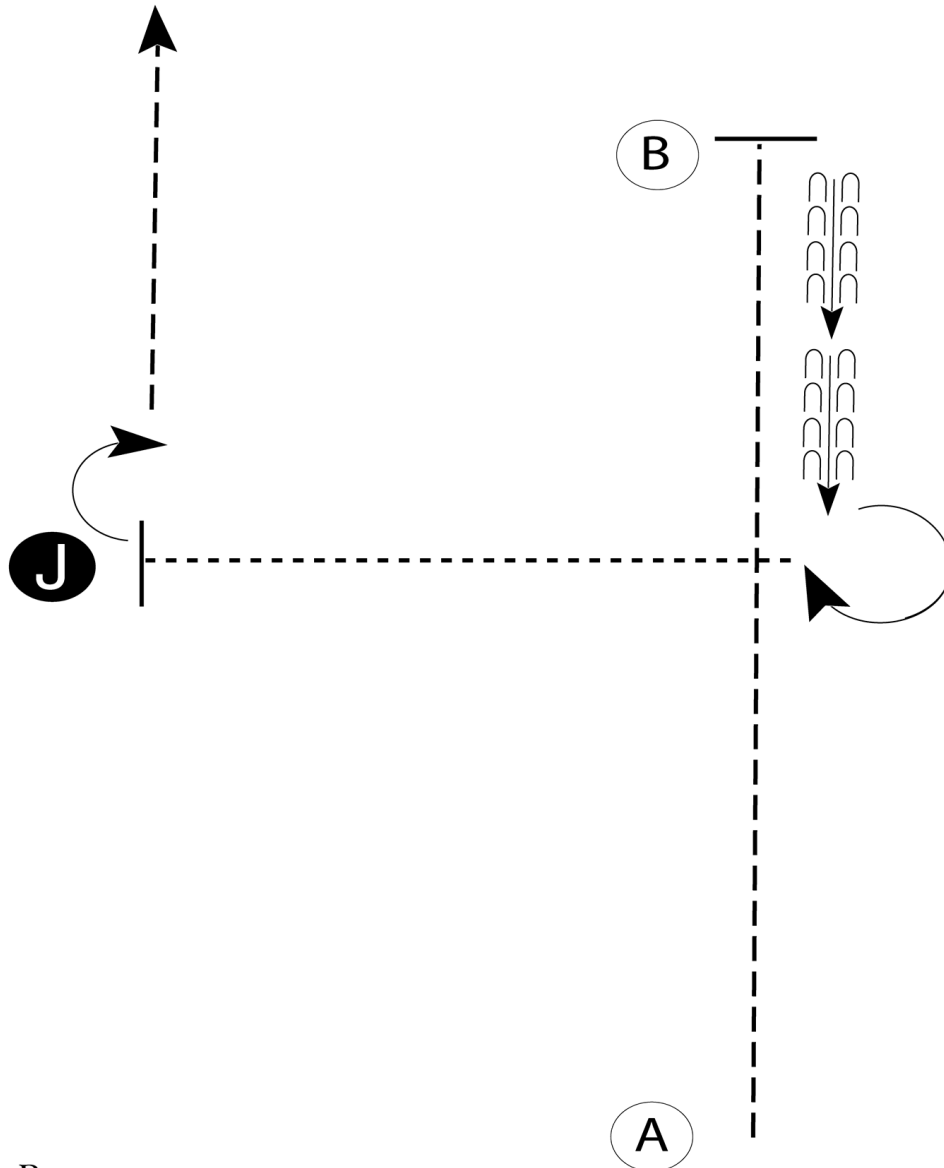
Open 4-H Benefit Horse Show

English and Western Showmanship (17 & Under)

Show Date: 11-12-2022

w w w . H o r s e S h o w P a t t e r n s . c o m

w w w . H o r s e S h o w P a t t e r n s . c o m



1. Trot A to B.
2. Stop at B.
3. Back halfway to A.
4. Perform a 270 degree turn .
5. Walk to the judge, stop and set up for inspection.
6. When dismissed, perform a 90 degree turn and trot away from judge.

- Walk -----
- Trot - - - - -
- Back ←
- Marker (B)
- Judge (J)

Follow the instructions of your ring steward.

[SWT-1]

Pattern Provided by:

Pass Pioneers 4-H Club

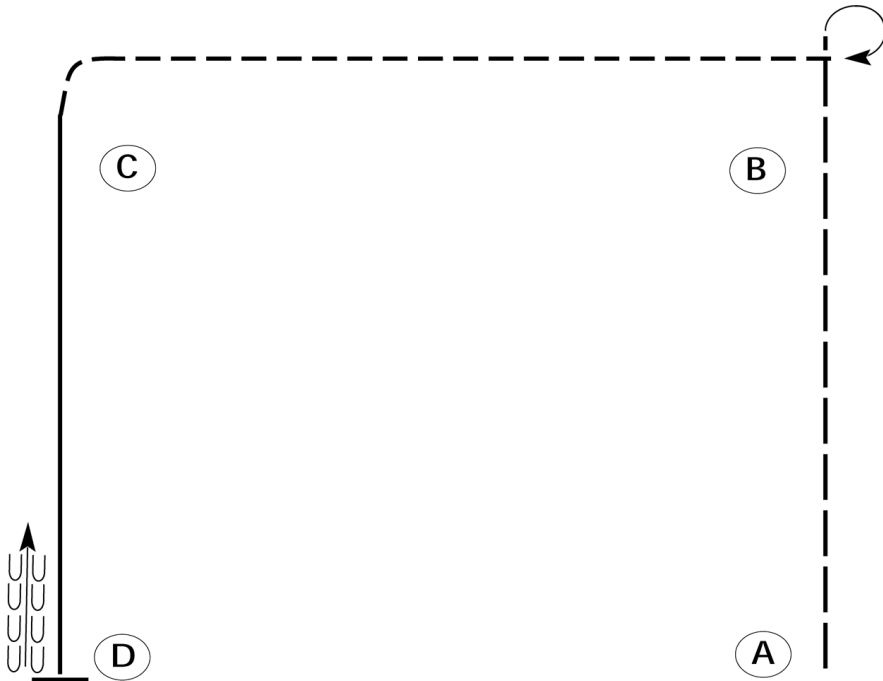
Open 4-H Benefit Horse Show

Western Horsemanship, 3 gaits (17 & Under)

Show Date: 11-12-2022

w w w . H o r s e S h o w P a t t e r n s . c o m

w w w . H o r s e S h o w P a t t e r n s . c o m



Be ready at A.

1. Extended jog from A to B.
2. Stop past B and execute a 270 degree turn to the right.
3. Jog from B around C.
4. Lope on the left lead from C to D.
5. Stop at D and back one horse length.

Please exit at a jog.

Walk	-----
Jog	-----
Extended Jog	-----
Lope	—————
Leg Yield	
Lead Change	—/—
Back	←←←←←
Marker	⊙ B
Sidepass	←-----→

[WH/1-23]

Pattern Provided by:

Pass Pioneers 4-H Club

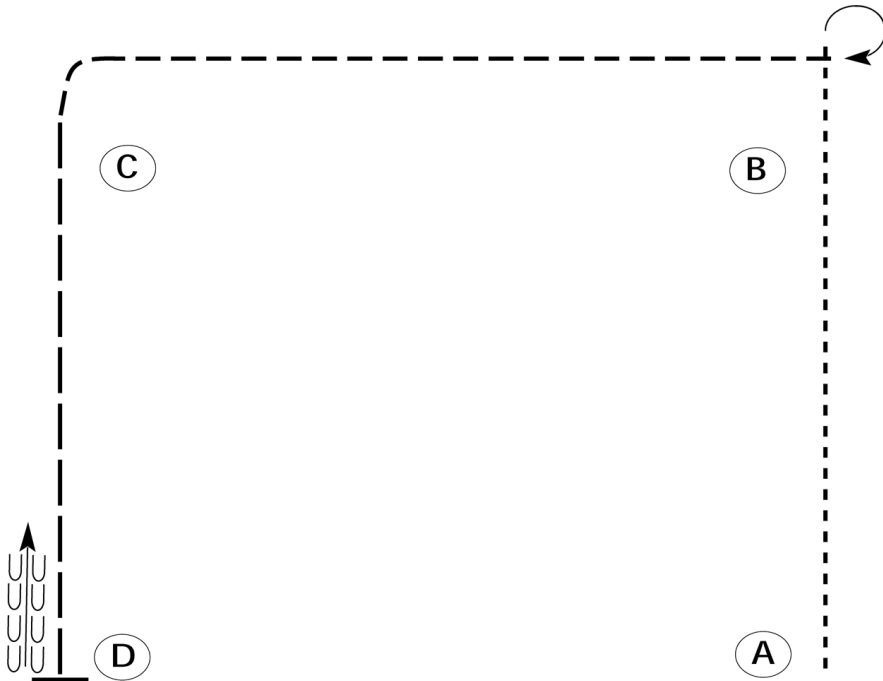
Open 4-H Benefit Horse Show

Western Horsemanship, Walk/Trot (All Ages)

Show Date: 11-12-2022

w w w . H o r s e S h o w P a t t e r n s . c o m

w w w . H o r s e S h o w P a t t e r n s . c o m



Be ready at A.

1. Walk from A to B.
2. Stop past B and execute a 270 degree turn to the right.
3. Jog from B around C.
4. Extend the jog from C to D.
5. Stop at D and back one horse length.

Please exit at a jog.

Walk	-----
Jog	-----
Extended Jog	-----
Lope	-----
Leg Yield	
Lead Change	—/—
Back	← u u u
Marker	⊙ B
Sidepass	←-----→

[WH/WT-23]

Pattern Provided by:

Pass Pioneers 4-H Club